



# BioEasy Multiplex qPCR Probe Master Mix I (UDG plus)

## Product Introduction

This kit is a ready-to-use hot start qPCR probe master mix, the mix containing the optimized PCR buffer and antibody-based hot start Taq enzyme, the activity of Taq DNA polymerase is blocked by antibody before pre-denaturation, and its activity can be rapidly released under high temperature conditions, saving the running time of fluorescent PCR and improving the sensitivity and specificity of amplification. Only primer and template need to be added before reaction, and dUTP/UDG in qPCR mix is specially used for pollution control, which can effectively prevent aerosol pollution of amplification products.

## Product Features

**1 Simple and convenient:** Only primer and template need to be added before reaction to reduce the risk of contamination.

**2 Anti-contamination:** dUTP/UDG in qPCR mix can effectively prevent false positives caused by contamination of PCR products.

**3 High specificity:** The antibody-based hot start Taq enzyme can effectively inhibit the non-specific amplification of PCR and improve the sensitivity and specificity of the reaction.

**4 Wide application:** The optimized reaction buffer in qPCR mix can reduce the difference of amplification efficiency caused by different target fragments, and can be amplifies singleplex and multiplex qPCR targets.

# Product Information

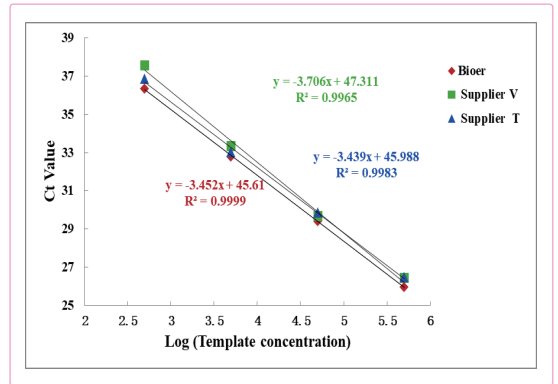
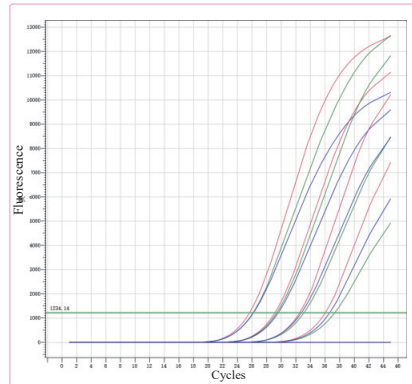
Parameters	Description
Sample volume	Recommend volume: genomic DNA 1 ng-1μg, plasmid DNA 10 pg-100 ng per 25 μL reaction system
Support Instrument	Line-Gene 9600, StepOne™, Lightcycler 480, Lightcycler®96, Rotor-Gene Q etc.
Storage condition	-20°C (avoid light)

## Application case

### Application Case 1

The reference sample of quality Control nucleic acid extracted from MagaBio Plus Virus DNA/RNA Purification Kit III was used as the template, and the detection system was detected by probe-based Real-Time PCR. Meanwhile, the reagent test results were compared with competitive reagents of other brands, as shown in the figure:

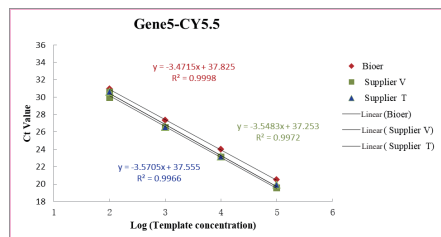
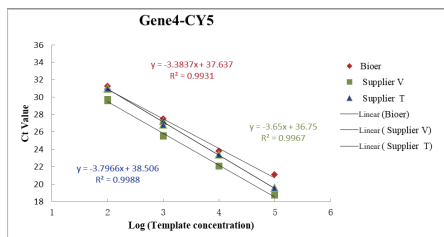
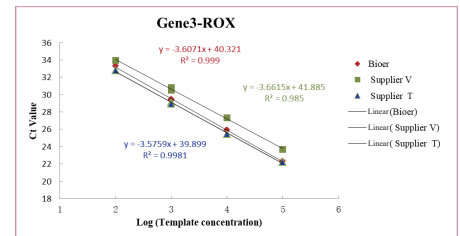
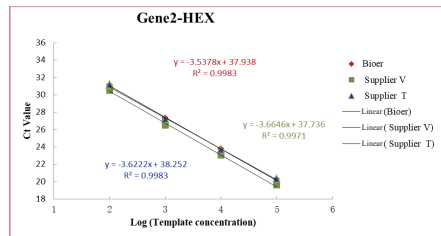
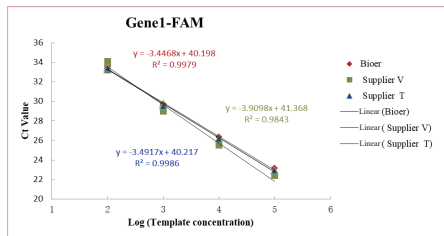
The results showed that the PCR amplification curve of the kit for different concentrations of plasmid nucleic acid was typical smooth "S" curve, and the amplification result was linear, indicating that BioEasy Multiplex qPCR Probe Master Mix I had excellent performance.



(Note: the amplification curves of different colors in the figure represent the 2 × qPCR MIX test results of different companies Red curve: Bioer BSB70, Blue curve: T company's reagent, Green curve: V company's reagent)

### Application Case 2

Using the national reference product as the template, the probe-based Real-Time PCR was used to detect the system, and the results were compared with the reagents of other competing brands, as shown in the figure below:



(Red curve: Bioer BSB70, Blue curve: T company's reagent, Green curve: V company's reagent)

The results showed that the amplification efficiency of FAM/HEX/ROX/CY5/CY5.5 five-channel fluorescence quantitative PCR was high and stable, indicating that the product had excellent performance.

## Ordering Information

Product Name	Cat.No	Package
BioEasy Multiplex qPCR Probe Master Mix I (UDG plus)	BSB70S1	100T
	BSB70M1	200T
	BSB70L1	500T